

# H120 SERIES

SPST Status Relay with Integral Current Switch



The H120 and H120NC offer a fixed current switch and SPST relay in a single externally mounted housing. Combining the current sensor and relay in one easy-to-install package eliminates the need to fit multiple devices into small electrical enclosures and simplifies the installation. Remove the labor associated with installing a separate current sensor.

## SPECIFICATIONS

Sensor Power	Induced from relay coil power
Operating Temperature	-15 to 60 °C (5 to 140 °F) (13.8 A max.), -15 to 50 °C (5 to 12 °F) (2 A max.)
Operating Humidity	10 to 90% RH non-condensing
Expected Relay Life (mechanical)	10 million cycles
Relay Status	LED ON=energized

### LEAD WIRE SPECIFICATIONS

Lead Length	14" (356 mm) min.
Style and Gauge	UL1015; Coil: 18 AWG; Contacts: 12 AWG; Status: 16 AWG

### WARRANTY

Limited Warranty	5 years
------------------	---------

### AGENCY APPROVALS

Agency Approvals	UL 508 closed type device listing, CAT III, Pollution Degree 2, basic insulation
------------------	---



Note: Do not use the LED status indicators as evidence of applied voltage.

## 2-in-1

Current switch and relay are in series...connect the contacts to the load and your current switch is automatically installed

## Nipple mount

The nipple mount housing can be connected to any 1/2" conduit knockout for installation versatility

## Relay coil LED

Relay coil LED streamlines job commissioning and check out

## HP ratings

HP ratings make the H120 ideal for control and status of fractional HP motors

## 0.1A turn-on

Easily monitors the smallest loads

## NEMA 1 rated

NEMA 1 rated housing may be used in plenum spaces

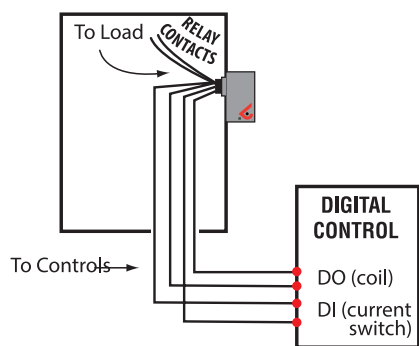
## APPLICATIONS

- Unit ventilators
- Fan coil units
- Exhaust fans
- Fan terminal units
- Fractional HP motors
- Light resistive loads



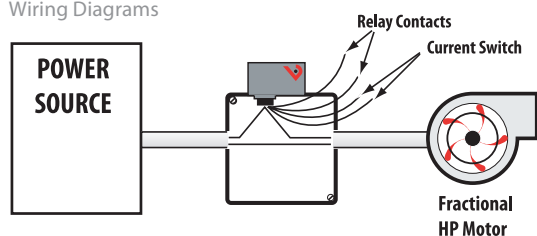
### NIPPLE MOUNT DIRECTLY TO A PANEL

Wiring Diagrams

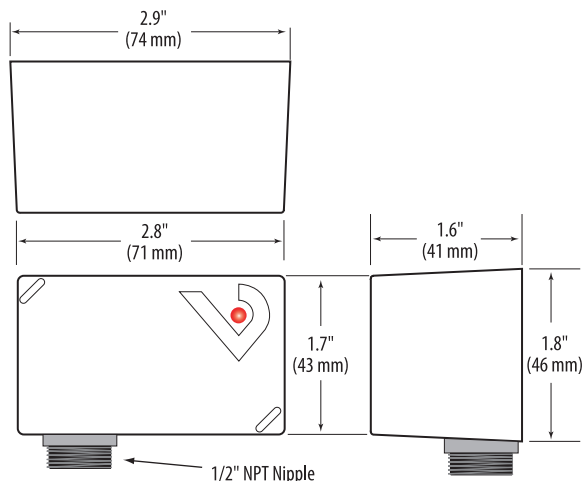


### NIPPLE MOUNT TO 4X ELECTRICAL BOX

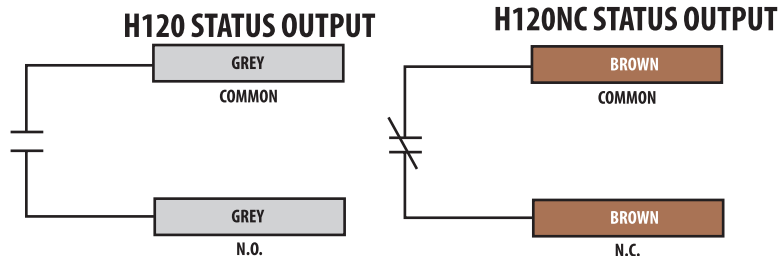
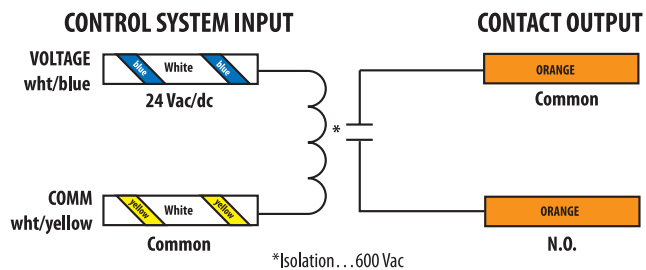
Wiring Diagrams



### DIMENSIONAL DRAWING



### WIRE COLOR CODES



### RELAY CONTACT RATINGS

Resistive	20 A (r) @ 277 Vac/28Vdc (250,00 Cycles)
Motor	120 Vac, 1HP 208 Vac, 1HP 250 Vac, 2HP 277 Vac, 2HP
Ballast	277 Vac, 20 A
Tungsten	120 Vac, 10 A

### TYPICAL COIL PERFORMANCE

Voltage	Coil Current	
	AC	DC
24V	75 mA	32 mA

\*See operating temperature specifications

### ORDERING INFORMATION

MODEL	AMPERAGE RANGE	COIL	RELAY	STATUS OUTPUT	TRIP POINT	HOUSING	RELAY POWER LED	UL
H120	0.1 to 20 A	24 Vac/dc	SPST, N.O.	N.O. 100 mA @ 30 Vac/dc	0.1 A or Less	Nipple Mount	•	•
H120NC				N.C. 100 mA @ 30 Vac/dc				•

